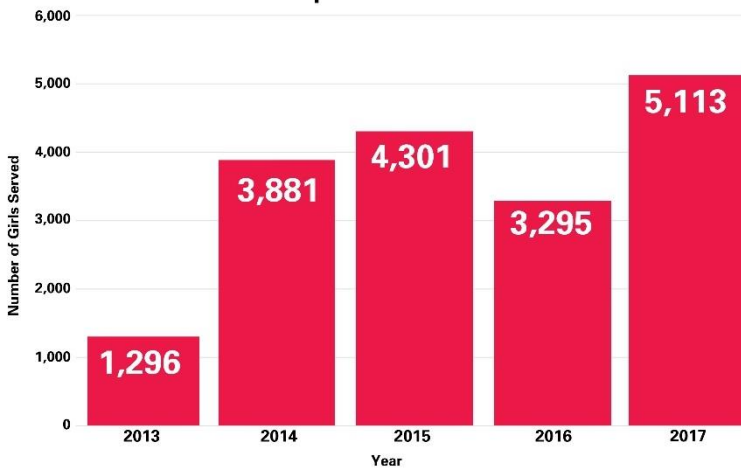


## ABOUT GIRLS INC.

Girls Inc. inspires all girls to be strong, smart, and bold. Our comprehensive approach to whole girl development equips girls to navigate gender, economic, and social barriers and grow up healthy, educated, and independent. These positive outcomes are achieved through three core elements: **people** - trained staff and volunteers who build lasting, mentoring relationships; **environment** - girls-only, physically and emotionally safe, where there is a sisterhood of support, high expectations, and mutual respect; and **programming** - research-based, hands-on and minds on, age-appropriate, meeting the needs of today's girls.

## Total Girls Served from 2013-2017

Unduplicated Numbers

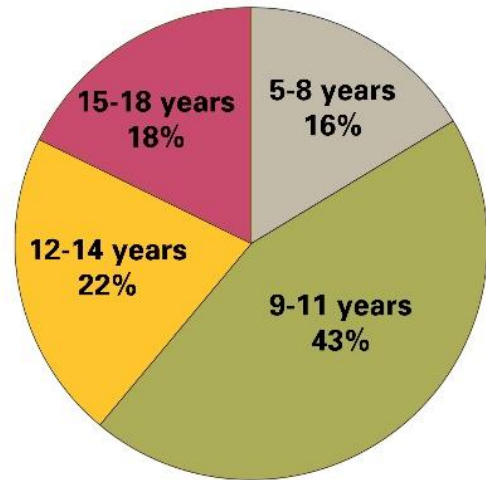


	2016	2017	
<b>How Girls Participate</b>	<b>No. of Girls</b>	<b>No. of Girls</b>	<b>% Increase</b>
Direct & Comprehensive Programming	1,501	1,783	19%
Single Session/Awareness Events	1,794	3,330	85%

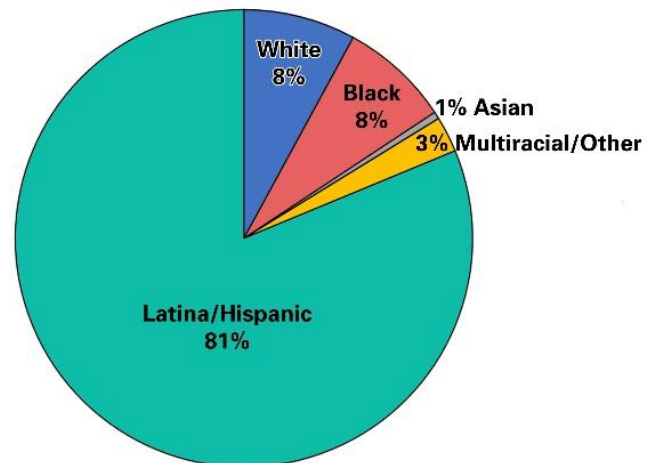
**54% of girls participate in Girls Inc. programs multiple times, in multiple ways.** Direct and comprehensive programs are holistic, compensatory, and intentional activities that focus on girls' needs and provides access and opportunity to a wide variety of experiences and options that girls might not experience otherwise. We are proud of the **19% growth in girls served through comprehensive programming.**

## THE GIRLS WE SERVE

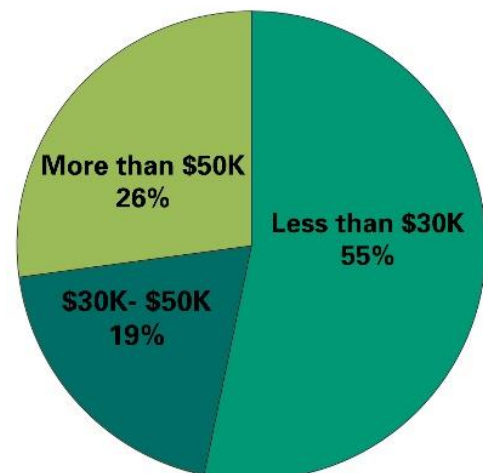
### AGE GROUPS



### RACE/ETHNIC BACKGROUND



### FAMILY INCOME



## 2017 PROGRAM HIGHLIGHTS


**5,113 girls** participated in Girls Inc. programs during the 2016-2017 program year, with **111,124** total hours of Girls Inc. Curriculum delivered.

### PROGRAM OUTREACH

Girls Inc. provided school-based programming for **526** girls during the 2016-2017 school year. We have **7** school partners in the following districts: San Antonio, Harlandale, East Central, Edgewood, Northeast, Judson and KIPP.

### GIRLS INC. STEM CLUBS

**77** middle school girls were enrolled in Girls Inc. Afterschool STEM Clubs. **75%** showed improvement in STEM interest and awareness.



### BOLD FUTURES GROUP MENTORING

**93** girls became involved in our NEW Bold Futures Mentoring Program, with **over 2,000** hours of small group mentoring provided.

### GIRLS INC. SUMMER PROGRAMMING

Summer learning matters! **549** girls participated in summer learning opportunities. **83%** felt safe sharing their ideas and feelings, **80%** of families reported positive behavior changes, and **88%** of girls believe they can accomplish their goals.

### GOOGLE MADE WITH CODE

Through a partnership with the San Antonio Housing Authority, Girls Inc. hosted a Made w/ Code club for **39 teen girls**. They participated in a variety of computer coding activities throughout the school year and hosted a Made w/ Code party to introduce other girls to coding.



## INVEST IN GIRLS

There is no better investment than providing girls with access to critical resources that enable them to pursue a bright, healthy future. With your support, we can continue to provide life-changing programs for girls. Find out more at [www.girlsincsa.org](http://www.girlsincsa.org).



Girls Inc. believes that every girl should have the opportunity to succeed, regardless of her family's financial situation. Thankfully, our generous supporters step-up to provide critical support so hundreds of girls can attend our award-winning programs.

## Financial Report

### REVENUE:

Contributions	\$ 164,573
Foundations	\$ 430,710
Corporations	\$ 474,820
Program Fees	\$ 80,229
<b>TOTAL REVENUE</b>	<b>\$ 1,150,332</b>

### EXPENSES:

Programs/Services	\$ 716,726
Management	\$ 9,857
Fundraising	\$ 73,772
<b>TOTAL EXPENSES</b>	<b>\$ 800,391</b>
Change in Net Assets	\$ 349,941

TOTAL ASSETS	\$ 869,305
TOTAL LIABILITIES	\$ 89,338
<b>Net Assets End of Year</b>	<b>\$ 779,967</b>

*\*July 1, 2016 – June 30, 2017. Girls Inc.'s financial statements have been audited by independent certified public accountants and are available on our website*